

**General Instructions and Identification of Cost Reports that Cover the DSH Year:**

**Macro Settings for Microsoft Excel 2007 Software**

1. Please make sure Macros are enabled under the Excel options. If Macros are disabled, the DSH survey will not have full functionality. Macros can be enabled for Microsoft Excel 2007 software by first selecting "Excel Options" under the Microsoft Office File Menu Button (upper left hand corner of the screen). Then under the Excel Options dialog box select the "Trust Center" option. Under the Trust Center Dialog box select the "Trust Center Settings" button. Then select "Macro Settings" and click the "Enable all macros" button. Then press the OK button. After the Macro settings have been enabled it will be necessary to save changes and close the Excel program and re-open the DSH Survey Part II Excel workbook so the setting changes can take place.

OR

Select the Developer tab on the Excel Ribbon Menu. If the Developer tab is not displayed, click the Microsoft Office File Menu Button (upper left hand corner of the screen), then select the "Excel Options" button. Under Excel Options, Select the "Popular" category, then under "Top Options for working with Excel" select the "Show Developer Tab in The Ribbon" option. Once the Developer tab is available select the "Macro Security" option under the Code Group. Under Macro Security settings select the "Enable All Macros" option or the option that allows you to disable macros with notification (if the notification option is chosen, you will see a "SECURITY WARNING" message). Then close and re-open the Excel workbook so the settings changes can take place.

**Macro Settings for Older Versions of Microsoft Excel Software**

For older versions of Microsoft Excel software (before Microsoft Excel 2007) select the "Tools" menu. Under the Tools Menu select "Macro" - "Security". Then select "Low" or "Medium" security. Then close and re-open the Excel workbook for the settings changes to take place.

2. DSH Survey Sections A, B, and C are part of a separate Excel workbook titled DSH Survey Part I and should be submitted along with the completed DSH Survey Part II Excel workbook. DSH Survey sections A, B, and C contain DSH eligibility and certification questions.

3. Select the "Survey - Sec. D, E, F CR Data" tab in the Excel workbook. On Line 1, select your facility from the drop-down menu provided. When your facility is selected, the following Lines will be populated with your facility specific information: Line 2 - applicable cost report years, Line 4 - Hospital Name, Line 5 - in-state Medicaid provider number, Line 6 - Medicaid Subprovider Number 1 (Psychiatric or Rehab), Line 7 - Medicaid Provider Number 2 (Psychiatric or Rehab), and Line 8 -Medicare provider number. The provider must manually select the appropriate option from the drop down menu for Line 3 - Status of Cost Report Used for the Survey. Review the information and indicate whether it is correct or incorrect. If incorrect, provide correct information in the provided space and submit supporting documentation when you submit your survey.
4. You must complete a separate DSH Survey Part II Excel workbook for each cost report year needed to cover the State DSH year and not previously submitted for a DSH examination. To indicate the proper time period for the current survey select an "X" from the drop down menu on the appropriate box of Line 2 of the "Survey - Sec. D, E, F CR Data" tab in this Excel workbook. If two cost report years are selected at the same time the survey will generate an error message as only one cost report year may be selected per Excel workbook.

**NOTE: For the 2014 DSH Survey, if your hospital completed the DSH survey for 2013, the first cost report year should follow the last cost report year reported on the 2013 DSH survey. The last cost report year on the 2014 survey must end on or after the end of the 2014 DSH year. If your hospital did not complete the 2013 survey, you must report data for each cost report year that covers the 2014 DSH year.**

5. Supporting documentation for all data elements provided within the DSH survey must be maintained for a minimum of five years.

**Exhibit A - Support of Uninsured I/P and O/P Hospital Services:**

1. See Exhibit A for an example format of the information that needs to be available to support the data reported in Section H of the survey related to uninsured services provided in each cost reporting year needed to completely cover the DSH year. This information must be maintained by the facility in accordance with the documentation retention requirements outlined in the general instructions section. Submit a separate Exhibit A for each cost reporting period included in the survey.
2. Complete Exhibit A based on your individual state Medicaid hospital reimbursement methodology (if your state reimburses based on discharge date then only include claims in Exhibit A that were discharged during the cost reporting period for which you are pulling the data).

3. Exhibit A population should include all uninsured patients whose dates of service (see above) fall within the cost report period.
4. The total inpatient and outpatient *hospital (excluding professional fees, and other non-hospital items)* charges from Exhibit A, column N should tie to Section H, line 128 of the DSH survey.

**Exhibit B - Support for Self-Pay I/P and O/P Hospital Payments Received:**

1. See Exhibit B for an example format of the information that needs to be available to support the data reported in Section E of the survey related to ALL patient payments received during each cost reporting year needed to completely cover the DSH year. This information must be maintained by the facility in accordance with the documentation retention requirements outlined in the general instructions section. Submit a separate Exhibit B for each cost reporting period included in the survey.

Note: Include Section 1011 payments received related to undocumented aliens if they are applied at a patient level.

2. Exhibit B population should include all payments received from patients during the cost report year regardless of dates of service and insurance status.
3. Only the payments received from uninsured patients should be included on Section H of the DSH survey, line 143. Payments from both the uninsured and insured patients should be reported on Section E of the DSH survey, lines 9 and 10, respectively. The total payments from Section H, line 143 should reconcile to Section E, line 9.

**Section D - General Cost Report Year Information**

1. For Lines 1 through 8 of Section D, please refer to the instructions listed above in the "General Information and Identification of Cost Reports that Cover the DSH Year" section.
2. For Lines 9 through 15, provide the name and Medicaid provider number for each state (other than your home state) where you had a current Medicaid provider agreement during the term of the DSH year. Per federal regulation, the DSH examination must review both in-state Medicaid services as well as out-of-state Medicaid services when determining the Medicaid shortfall or longfall.

**Section E - Disclosure of Medicaid / Uninsured Payments Received**

1. Please read "Note 1" located at the bottom of Section E before entering information for Lines 1 through 7. After reading through Note 1, please provide the applicable Section 1011 payment information as indicated.
2. Please read "Note 2" located at the bottom of Section E before entering information for Line 8. After reading through Note 2, please provide the total Out-of-State DSH payments as indicated.
3. Lines 9 and 10 should reconcile to the Exhibit B information provided by the facility.
4. Line 13 is a drop-down menu. Please answer 'Yes' or 'No' to the question.
5. Lines 14 and 15 should be completed if you answered 'Yes' to line 13. Please provide the amount of lump sum (non-claims-based) payments received from Medicaid Managed Care plans. Please also provide supporting documentation for the amounts reported in the form of cancelled checks, general ledger records, or some other financial records.

**Section F - MIUR / LIUR Qualifying Data from the Cost Report**

**Section F-1 Total Hospital Days Used in Medicaid Inpatient Utilization Ration (MIUR)**

1. Section F-1 is required to calculate the Medicaid Inpatient Utilization Rate (MIUR). The MIUR is a federal DSH eligibility criteria that must be met in order to receive DSH payments.

**Section F-2 Cash Subsidies for Patient Services Received from State or Local Governments and Charity Care Charges**

2. For Lines 2 through 6 report all state or local government cash subsidies received for patient care services. If the subsidies are directed specifically for inpatient or outpatient services, record the subsidies in the appropriate cell. If the subsidies do not specify inpatient or outpatient services, record the subsidies in the unspecified cell. If any subsidies are directed toward non-hospital services, record the subsidies in the non-hospital cell.
3. The unspecified subsidies will be allocated between inpatient and outpatient using your hospital volume statistics. State and local subsidies do not include regular Medicaid payments, supplemental (UPL) Medicaid payments or Medicaid/Medicare DSH payments. Subsidies are funds the hospital received from state or local government sources to assist hospitals to provide care to uninsured or underinsured patients.
4. Cash subsidies are used to calculate Medicaid DSH eligibility under the federal low-income utilization rate formula. They are NOT used to reduce your net uninsured cost for DSH payment programs.
5. For Lines 7 through 10 report the applicable charity care charges. Charity care charges are used in the calculation of the low-income utilization rate. Report the hospital's inpatient and outpatient charity care charges for the applicable cost reporting period. Any charity care charges related to non-hospital services should be reported on the non-hospital charity care charges line. Total charity care charges must reconcile to the charity care charges reported in your financial statements and/or annual audit or they must be in compliance with the definition of charity per your state's DSH payment program.

**Section F-3 Calculation of Net Hospital Revenue from Patient Services (Used for LIUR)**

6. For purposes of the low-income utilization rate (LIUR) calculation, it is necessary to calculate net hospital revenue from patient services. This section of the survey requests a breakdown of charges reported on cost report Worksheet G-2 between hospital and non-hospital services. The form directs you to allocate your total contractual adjustments, as reported on cost report Worksheet G-3, Line 2, between hospital and non-hospital services. The form provides space for an allocation of contractual allowances among service types. If contractual adjustment amounts are not maintained by service type in your accounting system, a reasonable allocation method must be used. This will allow for the calculation of net "hospital" revenue. Total charges and contractual adjustments must agree to your cost report. Contractuals may have been spread on the survey using formulas but you can overwrite those amounts with actual contractuals if you have the data.
7. A separate Excel workbook must be used for each cost reporting period needed to completely cover the DSH year as indicated in the "General Information and Identification of Cost Reports that Cover the DSH Year" section of the instructions.

### **Section G - CR Data**

**NOTE: All data in this section must be verified by the hospital. If data is already present in this section, it was completed using CMS HCRIS cost report data. If the hospital has a more recent version of the cost report, the data should be updated to the hospital's version of the cost report. Formulas can be overwritten as needed with actual data.**

1. The provider should enter all applicable Routine and Ancillary Cost Centers not currently provided in Section G. Once the Routine and Ancillary Cost Centers have been entered into Section G of the DSH survey, they will populate the Routine and Ancillary Cost Centers on DSH survey "Sec. H - In-State", "Sec. I - Out-of-State".
2. If your teaching hospital removed intern and resident costs in Column 25 of Worksheet B, Part I, you will need to enter those amounts in the column provided so the amounts can be added back to your total cost per diems and CCRs for Medicaid/Uninsured. If intern and resident cost was not removed in Column 25 of Worksheet B, Part I then no entry is needed. Teaching costs should be included in the final cost per diems and CCRs.
3. After the Routine and Ancillary Cost Centers have been identified, it will be necessary for the provider to fill in the remaining information required by Section G. The location of the specific cost report information required by Schedule G for both Routine and Ancillary Cost Centers is identified in each column heading. The provider will NOT need to enter data into the "Net Cost", or "Medicaid Per Diem/Cost-to-Charge Ratios" columns as these are calculated columns.
4. Once the "Medicaid Per Diem/Cost-to-Charge Ratios" column has been calculated, the values will also populate on DSH Survey "Sec. H - In-State", and "Sec. I - Out-of-State".

### **Section H - Calculation of In-State Medicaid and Uninsured I/P and O/P Costs:**

1. This section of the survey is used to collect information to calculate the hospital's Medicaid shortfall or longfall. By federal Medicaid DSH regulations, the shortfall/longfall must be calculated using Medicare cost report costing methodologies.

State of Georgia  
Disproportionate Share Hospital (DSH) Examination Survey Part II

Version 7.25

2. The routine per diem cost per day for each hospital routine cost center present on the Medicaid cost report will automatically populate in Section H after DSH Survey "Sec. G - CR Data" has been completed. These amounts are calculated on Worksheet D-1 of the cost report. The ancillary cost-to-charge ratio for each ancillary cost center on your cost report will also automatically be populated in Section H after DSH Survey "Sec. G - CR Data" has been completed.
  
3. Record your routine days of care, routine charges and I/P and O/P ancillary charges in the next several columns. This information, when combined with cost information from the cost report, will calculate the total cost of hospital services provided to Medicaid and uninsured individuals.



**In-State Medicaid FFS Primary**

*Traditional Medicaid Primary (should exclude non-Title 19 programs such as CHIP/SCHIP)*

In these two columns, record your in-state Medicaid fee-for-services days and charges. The days and charges should reconcile to your Medicaid provider statistics and reimbursement (PS&R) report, or your state version generated from the MMIS. Record in the box labeled "Total Medicaid Paid Amount (excludes TPL, Co-Pay and Spend-Down)," the total (gross) payments, prior to reductions for third party liability (TPL), your hospital received for these services. Reconcile your responses on the survey with the PS&R total at the bottom of each column. Provide an explanation for any unreconciled amounts.

**In-State Medicaid Managed Care Primary**

*Managed Care Medicaid Primary (should exclude non-Title 19 programs such as CHIP/SCHIP)*

Same requirements as above, except payments received from the Medicaid Managed Care entity should be reported on the line titled "Total Medicaid Managed Care Paid Amount (excludes TPL, Co-Pay and Spend-Down)". If your hospital does business with more than one in-state Medicaid managed care entity, your combined results should be reported in these two columns (inpatient and outpatient). NOTE: Medicaid Managed Care payments should include all Medicaid Managed Care payments related to the services provided, including, but not limited to, incentive payments, bonus payments, capitation and sub-capitation payments.

**In-State Medicare FFS Cross-Overs (with Medicaid Secondary)**

*Traditional Medicare Primary with Traditional Medicaid or Managed Care Medicaid Secondary*

Each hospital must report its Medicare/Medicaid cross-over claims summary data on the survey. Total cross-over days and routine and ancillary charges must be reported and grouped in the same cost centers as reported on the hospital's cost report. Report payments as instructed on each line. In total, payments must include all amounts collected from the Medicare program, patient co-pays and deductible payments, Medicare bad debt payments, and any Medicaid payments and other third party payments.

**N/A**

*Traditional Medicare Primary with Traditional Medicaid or Managed Care Medicaid Secondary*

State of Georgia  
Disproportionate Share Hospital (DSH) Examination Survey Part II

Version 7.25

Each hospital must report its Medicare/Medicaid cross-over claims summary data on the survey. Total cross-over days and routine and ancillary charges must be reported and grouped in the same cost centers as reported on the hospital's cost report. Report payments as instructed on each line. In total, payments must include all amounts collected from the Medicare program, patient co-pays and deductible payments, Medicare bad debt payments, and any Medicaid payments and other third party payments.

**N/A**

**In-State Other Medicaid Eligibles (Not Included Elsewhere)**

*In-State Other Medicaid Eligibles (Not Included Elsewhere) (should exclude non-Title 19 programs such as CHIP/SCHIP)*

Enter claim charges, days, and payments for any other Medicaid-Eligible patients that have not been reported anywhere else in the survey. The patients must be Medicaid-eligible for the dates of service and they must be supported by Exhibit C and include the patient's Medicaid ID number. This would include Medicare Part C cross-overs not reported elsewhere on the survey.

**N/A**

N/A

**N/A**

N/A

**N/A**

N/A

**N/A**

N/A

**Uninsured**

Federal requirements mandate the uninsured services must be costed using Medicare cost reporting methodologies. As such, a hospital will need to report the uninsured days of care they provided each cost reporting period, by routine cost center, as well as inpatient and outpatient ancillary service revenue by cost report cost center. Exhibit A has been prepared to assist hospitals in developing the data needed to support responses on the survey. This data must be maintained in a reviewable format. It must also only include charges for inpatient and outpatient hospital services, excluding physician charges and other non-hospital charges. Per federal guidelines uninsured patients are individuals with no source of third party healthcare coverage (insurance) or third party liability for the specific service provided. See "Uninsured Definitions" tab for additional details.

4. Federal requirements mandate the hospital cost of providing services to the uninsured during the DSH year must be reduced by uninsured self-pay payments received during the DSH year. Exhibit B will assist hospitals in developing the data necessary to support uninsured payments received during each cost reporting period. The data must be maintained in a reviewable format and made available upon request.

**Section I - Calculation of Out-of-State Medicaid Costs:**

1. This schedule is formatted similar to Schedule H. It should be prepared to capture all out-of-state Medicaid FFS, managed care, FFS cross-over and managed care cross-over services the hospital provided during the cost reporting year. Like Schedule H, a separate schedule is required for each cost reporting period needed to completely cover the DSH year. Amounts reported on this schedule should reconcile to the out-of-state PS&R (or equivalent schedule) produced by the Medicaid program or managed care entity.

**Out-of-State Medicaid FFS Primary**

*Traditional Medicaid Primary (should exclude non-Title 19 programs such as CHIP/SCHIP)*

**Out-of-State Medicaid Managed Care Primary**

*Managed Care Medicaid Primary (should exclude non-Title 19 programs such as CHIP/SCHIP)*

**Out-of-State Medicare FFS Cross-Overs (with Medicaid Secondary)**

*Traditional Medicare Primary with Traditional Medicaid or Managed Care Medicaid Secondary*

**Out-of-State Other Medicaid Eligibles (Not Included Elsewhere)**

*Out-of-State Other Medicaid Eligibles (Not Included Elsewhere) (should exclude non-Title 19 programs such as CHIP/SCHIP)*

**Section J - Calculation of In-State Medicaid and Uninsured Organ Acquisition Costs:**

1. **This section is to be completed by hospitals that have incurred in-state Medicaid or uninsured organ acquisition costs only. Information is collected in a format similar to Section H.**
2. Total Medicaid and uninsured organ acquisition cost is calculated based on the ratio of Medicaid and uninsured useable organs to total organs.

**Section K - Calculation of Out-of-State Medicaid Organ Acquisition Costs:**

1. **This section is to be completed by hospitals that have incurred out-of-state Medicaid organ acquisition costs only. Information is collected in a format similar to Section I.**
2. Total Medicaid and uninsured organ acquisition cost is calculated based on the ratio of Medicaid and uninsured useable organs to total organs.
3. The following columns will **NOT** need to be entered by the provider as they will automatically populate after Section J has been completed: "Total Organ Acquisition Cost", "Revenue for Medicaid/Uninsured Organs Sold", and "Total Useable Organs (Count)".

**Section L. Provider Tax Assessment Reconciliation / Adjustment**

1. **This section is to be completed by all hospitals in states that assess a provider tax on hospitals. Complete all lines as instructed below.**  
**The objective of this form is to determine the state-assessed total hospital provider tax not included in your cost-to-charge ratios and per diem cost on the cost report.**
2. Line 1 should be the total hospital Provider Tax Assessment from the general ledger, whether it is included as an expense, a revenue offset, etc..  
  
It should exclude non-hospital assessments such as a nursing facility tax unless an adjustment is made on W/S A-8 to remove the non-hospital expense.
3. Line 2 should be the total amount of the Provider Tax Assessment from line 1 that is included in Expense on Worksheet A, Column 2 of the cost report. Please report the cost report line number in which the expense is included in the box provided.
4. If there is a difference in the values you are reporting in lines 1 and 2, please explain that difference in the box provided (or attach separate explanation if it won't fit).
5. Lines 4-7 should identify any amount of the Provider Tax expense that was reclassified on Worksheet A-6 of the cost report. Please report the reasons for the reclassifications and the cost report line numbers affected in the boxes provided.
6. Lines 8-11 should identify any amount of the hospital allowable Provider Tax expense (assessed by the state) that was adjusted on Worksheet A-8 of the cost report.  
  
Please report the reasons for the adjustments and the affected cost report line numbers in the boxes provided.

State of Georgia  
Disproportionate Share Hospital (DSH) Examination Survey Part II

Version 7.25

7. Lines 12-15 should identify Provider Tax expense adjustments on Worksheet A-8 of the cost report that are not related to the actual tax assessed by the state (e.g., association fees, other funding arrangements outside of the state's assessed tax).

Please report the reasons for the adjustments and the affected cost report line numbers in the boxes provided.

8. Line 16 calculates the net Provider tax expense included in the cost report after all reclassifications and adjustments.
9. Line 17 calculates the total Provider Tax expense that has been excluded from the cost report - this amount is used to determine the amount that will be added back to your hospital's DSH UCC.
10. The amount on Line 25 may NOT be the final amount added into your DSH UCC. The examination will review the various adjustments and reconciliations and make a final determination.

**Please submit your completed cost report year surveys (Part II), along with your Part I DSH Year Survey, and uninsured data analyses (exhibits A and B) electronically to Myers and Stauffer LC. This information contains protected health information (PHI), and as such, should be sent on CD or DVD via U.S. mail, or via other carrier authorized to transfer PHI.**

**Submit To:**

**Myers and Stauffer LC  
Attention: DSH Examinations  
700 W. 47th Street, Suite 1100  
Kansas City, MO 64112  
Fax: (816) 945-5301  
Phone: (800) 374-6858  
e-mail:**





### **Include In Hospital Uninsured Charges:**

*To the extent hospital charges pertain to services that are medically necessary under applicable Medicaid standards and the services are defined as inpatient or outpatient hospital services under the Medicaid state plan the following charges are generally considered to be "uninsured":*

Hospital inpatient and outpatient charges for services to patients who have no source of third party coverage for a specific inpatient hospital or outpatient hospital service (reported based on date of service). (42 CFR 447.295 (b))

- Include facility fee charges generated for hospital provider based sub-provider services to uninsured patients. Such services are identified as psychiatric or rehabilitation services, as identified on the facility cost report, Worksheet S-2, Line 3. The costs of these services are included on the provider's cost report.
- Include hospital charges for undocumented aliens with no source of third party coverage for hospital services. (73 FR dated 12/19/08, page 77916 / 42 CFR 447.299 (13))
- Include lab and therapy outpatient hospital services.
- Include services paid for by religious charities with no legal obligation to pay.

### **Include In Hospital Uninsured Payments:**

Include all payments provided for hospital patients that met the uninsured definition for the specific inpatient or outpatient hospital service provided. The payments must be reported on a cash basis (report in the year provided, regardless of the year of service). (73 FR dated 12/19/08, pages 77913 & 77927)

State of Georgia  
Disproportionate Share Hospital (DSH) Examination Survey Part II

Version 7.25

- Include uninsured liens and uninsured accounts sold, when the cash is collected. (73 FR dated 12/19/08, pages 77942 & 77927)
- Include Section 1011 payments for hospital services without insurance or other third party coverage (undocumented aliens). (42 CFR 447.299 (13))
- Include other waiver payments for uninsured such as Hurricane Katrina/Rita payments. (73 FR dated 12/19/08, pages 77942 & 77927)

### **Do NOT Include In Hospital Uninsured Charges:**

Exclude charges for patients who had hospital health insurance or other legally liable third party coverage for the specific inpatient or outpatient hospital service provided. Exclude charges for all non-hospital services. (42 CFR 447.295 (b))

- Exclude professional fees for hospital services to uninsured patients, such as Emergency Room (ER) physician charges and provider-based outpatient services. Exclude all physician professional services fees and CRNA charges. (42 CFR 447.299 (15) / 73 FR dated 12/19/08, pages 77924-77926)
- Exclude bad debts and charity care associated with patients that have insurance or other third party coverage for the specific inpatient or outpatient hospital service provided. (42 CFR 447.299 (15) and 42 CFR 447.295 (b))
- Exclude claims denied by an active health insurance carrier unless the entire claim was denied due to exhaustion of benefits or due to the benefit package not covering the specific inpatient or outpatient hospital service provided. (73 FR dated 12/19/08, pages 77910-77911, 77913 and 42 CFR 447.295 (b))
- Exclude uninsured charges for services that are not medically necessary (including elective procedures), under applicable Medicaid standards (if the service does not meet definition of a hospital service covered under the Medicaid state plan). (42 CFR 447.299 (14) / 73 FR dated 12/19/08, pages 77913 & 77930)
- Exclude charges for services to prisoners (wards of the state). (73 FR dated 12/19/08, page 77915 / State Medicaid Director letter dated August 16, 2002)
- Exclude Medicaid eligible patient charges (even if claim was not paid or denied). (42 CFR 447.299 (14) / 73 FR dated 12/19/08, page 77916)
- Exclude patient charges covered under an automobile or liability policy that actually covers the hospital service (insured). (45 CFR 146.113, 45 CFR 146.145, 73 FR dated 12/19/08, pages 77911 & 77916)

- Exclude contractual adjustments required by law or contract with respect to services provided to patients covered by Medicare, Medicaid or other government or private third party payers (insured). *(42 CFR 447.299 (15), 73 FR dated 12/19/08, page 77922)*
- Exclude charges for services to patients where coverage has been denied by the patient's public or private payer on the basis of lack of medical necessity, regardless as to whether they met Medicaid's medical necessity and coverage criteria (still insured). *(73 FR dated 12/19/08, page 77916)*
- Exclude charges related to accounts with unpaid Medicaid or Medicare deductible or co-payment amounts (patient has coverage). *(42 CFR 447.299 (15))*
- Exclude charges associated with the provision of durable medical equipment (DME) or prescribed drugs that are for "at home use", because the goods or services upon which these charges are based are not hospital services. *(42 CFR 447.299 (14) / 73 FR dated 12/19/08, page 77913)*
- Exclude charges associated with services not billed under the hospital's provider numbers, as identified on the facility cost report, Worksheet S-2, Lines 2 and 3. These include non-hospital services offered by provider owned or provider based nursing facilities (SNF) and home health agencies (HHA). *(42 CFR 447.299 (14) / 73 FR dated 12/19/08, page 77913)*
- Exclude facility fees generated in provider based rural health clinic outpatient facilities (not a hospital service in state plan). *(42 CFR 447.299 (14) / 73 FR dated 12/19/08, pages 77913 & 77926)*
- Exclude charges for provider's swing bed SNF services (not a hospital service in state plan). *(42 CFR 447.299 (14) / 73 FR dated 12/19/08, page 77913)*
- Exclude non-Title XIX charges including stand-alone Supplemental Children's Hospital Insurance Programs (SCHIP / CHIP).
- Exclude Independent Clinical ("Reference") Laboratory Charges (not a hospital service). *(42 CFR 447.299 (14) / 73 FR dated 12/19/08, page 77913)*

**Do NOT Include In Hospital Uninsured Payments:**

- Exclude State, county or other municipal subsidy payments made to hospitals for indigent care. (42 CFR 447.299 (12))
- Exclude any individual payments or third party payments on deductibles and co-insurance on Commercial and Medicare accounts (cost not included so neither is payment). (42 CFR 447.299 (15))
- Exclude collections for non-hospital services: Skilled Nursing Facility, Nursing Facility, Rural Health Clinic, Federally Qualified Health Clinic, and non-hospital clinics (i.e. clinics not reported on Worksheet "C" Part I) (not hospital services). (42 CFR 447.299 (14) / 73 FR dated 12/19/08, page 77913)

### December 3, 2014 Final Rule Highlights:

- **Medicaid Eligible Individuals:**
  - If an individual is Medicaid eligible for any day during a single inpatient stay for a particular service, states must classify the individual as Medicaid eligible.
  - If an individual is not Medicaid eligible and has a source of third party coverage for all or a portion of the single inpatient stay for a particular service, states cannot include any costs and revenues associated with that particular service when calculating the hospital-specific DSH limit.
  - If an individual has no source of third-party coverage for the specific inpatient hospital or outpatient hospital service, states should classify the individual as uninsured and include all costs and revenues associated with the particular service when calculating the hospital-specific DSH limit.
- **Uninsured and Underinsured:**
  - Individuals who have exhausted benefits before obtaining services will be considered uninsured.

- Individuals who exhaust covered benefits during the course of a service will not be considered uninsured for the particular service. If the individual is not Medicaid eligible and has a source of third party coverage for all or a portion of the single inpatient stay for a particular service, the costs and revenues of the service cannot be included in the hospital-specific DSH limit.
- Individuals with high deductible or catastrophic plans are considered insured for the service even in instances when the policy requires the individual to satisfy a deductible and/or share in the overall cost of the hospital service. The cost and revenues associated with these claims cannot be included in the hospital-specific DSH limit.
- The costs and revenues, including the payments from private insurance for Medicaid eligible individuals, should be included in the calculation of the hospital-specific DSH limit.

■ **Scope of Inpatient and Outpatient Hospital Services:**

- To be considered as an inpatient or outpatient hospital service for purposes of Medicaid DSH, the service must meet the federal and state definitions of inpatient or outpatient hospital services and must be included in the state's definition of an inpatient or outpatient hospital service under the approved state plan.
- FQHC services are not inpatient or outpatient hospital services and cannot be included in the hospital-specific DSH limit.
- Example: If transplant services are not covered under the approved state plan, costs associated with transplants cannot be included in calculating the hospital-specific DSH limit.
- Example: NF, HHA, employed physicians or other licensed practitioners are not recognized as inpatient or outpatient hospital services and are not covered under the inpatient or outpatient hospital Medicaid benefit service categories and cannot be included in the hospital-specific DSH limit.
- Administratively necessary days (days awaiting placement) are recognized as inpatient hospital services and should be included in the hospital-specific DSH limit.

■ **Timing of Service Specific Determination:**

- The determination of an individual's status as having a source of third party coverage can occur only once per individual per service provided and applies to the entire claim's services.
- When benefits have been exhausted for individuals with a source of third party coverage, only costs associated with separate services provided after the exhaustion of covered benefits are permitted for inclusion in the calculation of the hospital-specific limit. These services must be a separate service based on the definition of a service for Medicaid (e.g., separate inpatient stay or separate outpatient billing period).
- Uncompensated care costs incurred by hospitals due to unpaid co-pays, co-insurance, or deductibles associated with a non-Medicaid eligible individual cannot be included in the calculation of the hospital-specific DSH limit.

■ **Physician Services:**

- Services that are not inpatient or outpatient hospital services, including physician services, must be excluded when calculating the hospital-specific DSH limit.
- Exception: Costs where insurance pays an all inclusive rate are allowable.
- Physician costs under Section 1115 waivers are still excluded from the DSH limit calculation.

■ **Prisoners:**

- Individuals who are inmates in a public institution or are otherwise involuntarily in secure custody as a result of criminal charges are considered to have a source of third party coverage.

■ **Indian Health Services:**

- For Medicaid DSH purposes, American Indians/Alaska Natives are considered to have third party coverage for inpatient and outpatient hospital services received directly from IHS or tribal health programs (direct health care services) and for services specifically authorized under CHS.

- Determining factor in deciding whether an American Indian or Alaska Native has health insurance for I/P or O/P hospital service is if the providing entity is an IHS facility or tribal health program.
- Contract Services (Non-IHS provider): if the service is specifically authorized via a purchase order or equivalent document, it is considered to be insured. If it does not have an authorization, it is considered an uninsured service.



Example of Exhibit A - Uninsured Charges

Claim Type (A)	Primary Payor Plan (B)	Secondary Payor Plan (C)	Hospital's Medicaid Provider # (D)	Patient Identifier Code (PCN) (E)	Patient's Birth Date (F)	Patient's Social Security Number (G)	Patient's Gender (H)	Name (I)	Admit Date (J)	Discharge Date (K)	Service Indicator (Inpatient / Outpatient) (L)	Revenue Code (M)	Total Charges for Services Provided (N) *	Routine Days of Care (O)	Total Patient Payments for Services Provided (P) **	Total Private Insurance Payments for Services Provided (Q) **	Claim Status (Exhausted or Non-Covered Service ***, if applicable) (R)
Uninsured Charges	Charity	Self-Pay	12345	2222222	1/1/60	999-99-999	Female	Doe, Jane	3/1/10	3/11/10	Inpatient	110	\$ 4,000.00	7	\$ -	\$ -	
Uninsured Charges	Charity	Self-Pay	12345	2222222	1/1/60	999-99-999	Female	Doe, Jane	3/1/10	3/11/10	Inpatient	200	\$ 4,500.00	3	\$ -	\$ -	
Uninsured Charges	Charity	Self-Pay	12345	2222222	1/1/60	999-99-999	Female	Doe, Jane	3/1/10	3/11/10	Inpatient	250	\$ 5,200.25		\$ -	\$ -	
Uninsured Charges	Charity	Self-Pay	12345	2222222	1/1/60	999-99-999	Female	Doe, Jane	3/1/10	3/11/10	Inpatient	300	\$ 2,700.00		\$ -	\$ -	
Uninsured Charges	Charity	Self-Pay	12345	2222222	1/1/60	999-99-999	Female	Doe, Jane	3/1/10	3/11/10	Inpatient	360	\$ 15,000.75		\$ -	\$ -	
Uninsured Charges	Charity	Self-Pay	12345	2222222	1/1/60	999-99-999	Female	Doe, Jane	3/1/10	3/11/10	Inpatient	450	\$ 1,000.25		\$ -	\$ -	
Uninsured Charges	Medicare		12345	4444444	7/12/85	999-99-999	Male	Jones, James	6/15/10	6/15/10	Outpatient	250	\$ 150.00	\$	500.00	\$ -	Exhausted
Uninsured Charges	Medicare		12345	4444444	7/12/85	999-99-999	Male	Jones, James	6/15/10	6/15/10	Outpatient	450	\$ 750.00	\$	500.00	\$ -	Exhausted
Uninsured Charges	Blue Cross		12345	1111111	3/5/00	999-99-999	Male	Smith, Mike	8/10/10	8/10/10	Outpatient	450	\$ 1,100.00		\$ -	\$ -	Non-Covered Service

Notes for Completing Exhibit A:

\* All charges for non-hospital services should be excluded.

\*\* Payments reported in Columns P & Q are not reported in the survey. These amounts are used for examination purposes only. Amount should include all payments received to date on the account.

\*\*\* Report services not covered under the patient's insurance package as a "Non-Covered Service". Note - the service must be covered under the state Medicaid plan.

Please submit the above data in the electronic file included with this survey document. The electronic file must be submitted in Excel (.xls or .xlsx). If this is not possible, the data must be submitted as a CSV (.csv) file using either the TAB or | (pipe symbol above the ENTER key). The data may not be accepted if not in one of these formats. Please do not alter column headings! These column headings will be used to input patient detail into a database from which Myers and Stauffer will generate reports.

Example of Exhibit B - Self Pay Collections

Claim Type (A)	Primary Payor Plan (B)	Secondary Payor Plan (C)	Transaction Code (D)	Hospital's Medicaid Provider # (E)	Patient Identifier Code (PCN) (F)	Patient's Birth Date (G)	Patient's Social Security Number (H)	Patient's Gender (I)	Name (J)	Admit Date (K)	Discharge Date (L)	Date of Cash Collection (M)	Amount of Cash Collections (N)	Indicate if Collection is a 1011 Payment (O) ***	Service Indicator (Inpatient / Outpatient) (P)	Total Hospital Charges for Services Provided (Q) *	Total Physician Charges for Services Provided (R) *	Total Other Non-Hospital Charges for Services Provided (S) **	Insurance Status When Services Were Provided (Insured or Uninsured) (T) *	Claim Status (Exhausted or Non-Covered Service)***, if applicable (U)	Calculated Hospital Uninsured Collections If (T)="Uninsured" or (U)="Exhausted" or (U)="Non-Covered Service", (Q)/(Q)+(R)+(S))/(N), (U) ****
Self Pay Payments	Medicare	Medicaid	500	12345	3333333	2/7/25	999-99-999	Male	Jones, Anthony	7/1/2/95	7/14/95	1/1/10	\$ 50	No	Inpatient	\$ 10,000	\$ 900	\$ -	Insured		\$ -
Self Pay Payments	Medicare	Medicaid	500	12345	3333333	2/7/25	999-99-999	Male	Jones, Anthony	7/1/2/95	7/14/95	2/1/10	\$ 50	No	Inpatient	\$ 10,000	\$ 900	\$ -	Insured		\$ -
Self Pay Payments	Medicare	Medicaid	500	12345	3333333	2/7/25	999-99-999	Male	Jones, Anthony	7/1/2/95	7/14/95	3/1/10	\$ 50	No	Inpatient	\$ 10,000	\$ 900	\$ -	Insured		\$ -
Self Pay Payments	Medicare	Medicaid	500	12345	3333333	2/7/25	999-99-999	Male	Jones, Anthony	7/1/2/95	7/14/95	4/1/10	\$ 50	No	Inpatient	\$ 10,000	\$ 900	\$ -	Insured		\$ -
Self Pay Payments	Blue Cross		150	12345	9999999	9/25/79	999-99-999	Male	Smith, John	9/2/1/00	9/30/09	9/30/09	\$ 150	No	Outpatient	\$ 2,000	\$ -	\$ 50	Insured	Exhausted	\$ 146
Self Pay Payments	Blue Cross		150	12345	9999999	9/25/79	999-99-999	Male	Smith, John	9/2/1/00	9/2/1/00	10/31/09	\$ 150	No	Outpatient	\$ 2,000	\$ -	\$ 50	Insured	Exhausted	\$ 146
Self Pay Payments	Blue Cross		150	12345	9999999	9/25/79	999-99-999	Male	Smith, John	9/2/1/00	9/2/1/00	11/30/09	\$ 150	No	Outpatient	\$ 2,000	\$ -	\$ 50	Insured	Exhausted	\$ 146
Self Pay Payments	Self-Pay		500	12345	7777777	7/8/00	999-99-999	Male	Clt, Heath	12/31/09	1/1/10	5/15/10	\$ 90	No	Inpatient	\$ 15,000	\$ 1,000	\$ -	Uninsured		\$ 84
Self Pay Payments	Self-Pay		500	12345	7777777	7/8/00	999-99-999	Male	Clt, Heath	12/31/09	1/1/10	5/31/10	\$ 90	No	Inpatient	\$ 15,000	\$ 1,000	\$ -	Uninsured		\$ 84
Self Pay Payments	United Healthcare		500	12345	5555555	2/15/60	999-99-999	Male	Johnson, Joe	9/1/05	9/3/05	11/12/10	\$ 130	No	Inpatient	\$ 14,000	\$ 400	\$ 50	Insured	Non-Covered Service	\$ 126

Notes for Completing Exhibit B:

\* Charges and insurance status will be the same when listing multiple payments for the same patient and dates of service.

\*\* Other Non-Hospital Charges should include RHC, FQHC, Pharmacy, etc...

\*\*\* If Section 1011 (Undocumented Alien) payments are applied at a patient level, include those payments in the cash collection column. If they are not applied at patient level, include them in Section E of the survey document.

\*\*\*\* Report services not covered under the patient's insurance package as a "Non-Covered Service". Note - the service must be covered under the state Medicaid plan.

\*\*\*\*\* The total Calculated Hospital Uninsured Collections (column V) should tie to the total Inpatient and Outpatient payments reported in Section H, Line 143 of the DSH Survey.

Please submit the above data in the electronic file included with this survey document. The electronic file must be submitted in Excel (.xls or .xlsx). If this is not possible, the data must be submitted as a CSV (.csv) file using either the TAB or | (pipe symbol above the ENTER key). The data may not be accepted if not in one of these formats. Please do not alter column headings! These column headings will be used to input patient detail into a database from which Myers and Stauffer will generate reports.

Example of Exhibit B-1

**Summary of Self Pay Cash Collections During the Cost Report Year  
(Unknown Insurance Status)**

**NOTE: This is NOT intended for DOS prior to the cost report period. It is intended to be used for claims that are too old to determine the patient's true insurance status. Claims with DOS prior to the cost report period should be included in Exhibit B unless the patient's insurance status cannot be determined.**

Patient Identifier Code (PCN) (A)	Name (B)	Admit Date (C)	Discharge Date (D)	Date of Cash Collection (E)	Amount of Cash Collections (F)	Indicate if Collection is a 1011 Payment (G) ***	Total Hospital Charges for Services Provided (H) *	Total Physician Charges for Services Provided (I)	Total Other Non- Hospital Charges for Services Provided (J) **	Calculated Uninsured Percentage (K) ****	Calculated Hospital Uninsured Collections (= (H)/((H)+(I)+(J))*(F)*(K) )
8888888	Johnson, Joe	5/12/99	5/25/99	5/1/10	\$ 500	No	\$ 55,000	\$ 1,100	\$ -	7%	\$ 33
8888888	Johnson, Joe	5/12/99	5/25/99	3/1/10	\$ 250	Yes	\$ 55,000	\$ 1,100	\$ -	7%	\$ 16
8888888	Johnson, Joe	5/12/99	5/25/99	5/15/10	\$ 100	No	\$ 55,000	\$ 1,100	\$ -	7%	\$ 7
8888888	Johnson, Joe	5/12/99	5/25/99	6/15/10	\$ 300	No	\$ 55,000	\$ 1,100	\$ -	7%	\$ 20
5555555	Smith, Scott	7/1/04	7/15/04	2/18/10	\$ 800	No	\$ 35,000	\$ 550	\$ 330	7%	\$ 52
5555555	Smith, Scott	7/1/04	7/15/04	3/25/10	\$ 500	No	\$ 35,000	\$ 550	\$ 330	7%	\$ 33
5555555	Smith, Scott	7/1/04	7/15/04	4/28/10	\$ 200	No	\$ 35,000	\$ 550	\$ 330	7%	\$ 13
5555555	Smith, Scott	7/1/04	7/15/04	6/15/10	\$ 100	No	\$ 35,000	\$ 550	\$ 330	7%	\$ 7

**Notes for Completing Exhibit B-1:**

\* Charges will be the same when listing multiple payments for the same patient and dates of service.

\*\* Other Non-Hospital Charges should include RHC, FQHC, Pharmacy, etc...

\*\*\* If Section 1011 (Undocumented Alien) payments are applied at a patient level, include those payments in the cash collection column. If they are not applied at patient level, include them in Section E of the survey document.

\*\*\*\* The uninsured percentage should be calculated based on the total uninsured payments as a percentage of the self pay payments shown on Exhibit B. This percentage will be the same for all of the older service date collections since documentation is not available to support the insurance status.

**Please submit the above data in an electronic file with this survey document. The electronic file must be submitted in Excel (.xls, .xlsx). If this is not possible, the data must be submitted as a CSV (.csv) file using either the TAB or | (pipe symbol above the ENTER key).**

Example of Exhibit C (Other Medicaid Eligible example)

Claim Type (A)	Primary Payer Plan (B)	Secondary Payer Plan (C)	Hospital's Medicaid Provider # (D)	Patient Identifier Number (PCN) (E)	Patient's Medicaid Recipient # (F)	Patient's Birth Date (G)	Patient's Social Security Number (H)	Patient's Gender (I)	Name (J)	Admit Date (K)	Discharge Date (L)	Service Indicator Inpatient (M) / Outpatient (N)	Total Charges for Services Provided (O)		Routine Days of Care (P)	Total Medicare Payments for Services Provided (Q)		Total Medicare RWD Payments for Services Provided (R)	Total Medicaid Payments for Services Provided (S)	Total Private Insurance Payments for Services Provided (T)		Self-Pay Payments (U)	Sum of All Payments Received on Claim (Q)+(R)+(T)+(U)
													Revenue Code (N)	(O)		(Q)	(S)			(T)			
Other Medicaid Eligibles	Blue Cross	Medicaid	12345	888888	123456789	1/1/60	999-99-9999	Male	James, Samuel	9/1/09	9/4/09	Inpatient	120	\$ 1,200	3	\$ -	\$ -	\$ -	50 \$	- \$	1,500 \$	- \$	1,550
Other Medicaid Eligibles	Blue Cross	Medicaid	12345	888888	123456789	1/1/60	999-99-9999	Male	James, Samuel	9/1/09	9/4/09	Inpatient	250	\$ 1,500	1	\$ -	\$ -	\$ -	50 \$	- \$	1,500 \$	- \$	1,550
Other Medicaid Eligibles	Blue Cross	Medicaid	12345	888888	123456789	1/1/60	999-99-9999	Male	James, Samuel	9/1/09	9/4/09	Inpatient	250	\$ 100	-	\$ -	\$ -	\$ -	50 \$	- \$	1,500 \$	- \$	1,550
Other Medicaid Eligibles	Blue Cross	Medicaid	12345	888888	123456789	1/1/60	999-99-9999	Male	James, Samuel	9/1/09	9/4/09	Inpatient	300	\$ 375	-	\$ -	\$ -	\$ -	50 \$	- \$	1,500 \$	- \$	1,550
Other Medicaid Eligibles	Blue Cross	Medicaid	12345	888888	123456789	1/1/60	999-99-9999	Male	James, Samuel	9/1/09	9/4/09	Inpatient	450	\$ 1,500	-	\$ -	\$ -	\$ -	50 \$	- \$	1,500 \$	- \$	1,550
Other Medicaid Eligibles	Aetna	Medicaid	12345	666666	978654321	7/12/85	999-99-9999	Female	Johnson, Sandy	6/30/10	6/30/10	Outpatient	250	\$ 100	-	\$ -	\$ -	\$ -	- \$	- \$	900 \$	75 \$	975
Other Medicaid Eligibles	Aetna	Medicaid	12345	666666	978654321	7/12/85	999-99-9999	Female	Johnson, Sandy	6/30/10	6/30/10	Outpatient	300	\$ 375	-	\$ -	\$ -	\$ -	- \$	- \$	900 \$	75 \$	975
Other Medicaid Eligibles	Aetna	Medicaid	12345	666666	978654321	7/12/85	999-99-9999	Female	Johnson, Sandy	6/30/10	6/30/10	Outpatient	450	\$ 1,500	-	\$ -	\$ -	\$ -	- \$	- \$	900 \$	75 \$	975
Other Medicaid Eligibles	Cigna	Medicaid	12345	555555	654321978	3/5/00	999-99-9999	Female	Jeffery, Susan	2/28/10	2/28/10	Outpatient	300	\$ 375	-	\$ -	\$ -	\$ -	100 \$	- \$	1,000 \$	- \$	1,100
Other Medicaid Eligibles	Cigna	Medicaid	12345	555555	654321978	3/5/00	999-99-9999	Female	Jeffery, Susan	2/28/10	2/28/10	Outpatient	450	\$ 1,500	-	\$ -	\$ -	\$ -	100 \$	- \$	1,000 \$	- \$	1,100

Notes for Completing Exhibit C:

<sup>1</sup> All charges for non-hospital services should be excluded.

<sup>2</sup> A separate Exhibit C file should be submitted for each claim type reported (e.g. Medicaid Managed Care, Other Medicaid Eligibles, Out-of-State Medicaid, etc.). The format above should be used for each Exhibit C.

Please submit the above data in the electronic file included with this survey document. The electronic file must be submitted in Excel (.xls or .xlsx). If this is not possible, the data must be submitted as a CSV (.csv) file using either the TAB or | (pipe symbol above the ENTER key). The data may not be accepted if not in one of these formats. Please do not alter column headings! These column headings will be used to input patient detail into a database from which Myers and Stauffer will generate reports.

DSH Version 7.25

### D. General Cost Report Year Information

7/1/16 - 6/30/17

The following information is provided based on the information we received from the state. Please review this information for items 4 through 8 and select "Yes" or "No" to either agree or disagree with the accuracy of the information. If you disagree with one of these items, please provide the correct information along with supporting documentation when you submit your survey.

1. Select Your Facility from the Drop-Down Menu Provided:

TANNER MEDICAL CENTER-VILLA RICA

2. Select Cost Report Year Covered by this Survey (enter "X"):

X

3. Status of Cost Report Used for this Survey (Should be audited if available):

1 - As Submitted

3a. Date CMS processed the HCRIS file into the HCRIS database:

12/22/17

4. Hospital Name:

TANNER MEDICAL CENTER-VILLA RICA

5. Medicaid Provider Number:

000002032A

6. Medicaid Subprovider Number 1 (Psychiatric or Rehab):

0

7. Medicaid Subprovider Number 2 (Psychiatric or Rehab):

0

8. Medicare Provider Number:

110015

8a. Owner/Operator (Private, State Govt., Non-State Govt., HIS/Tribal):

Non-State Govt.

8b. DSH Pool Classification (Small Rural, Non-Small Rural, Urban):

Urban

Correct?

Yes

Yes

Yes

Yes

Yes

Yes

Yes

If Incorrect, Proper Information

Out-of-State Medicaid Provider Number. List all states where you had a Medicaid provider agreement during the cost report year:

9. State Name & Number
10. State Name & Number
11. State Name & Number
12. State Name & Number
13. State Name & Number
14. State Name & Number
15. State Name & Number

(List additional states on a separate attachment)

State Name	Provider No.

### E. Disclosure of Medicaid / Uninsured Payments Received: (07/01/2016 - 06/30/2017)

1. Section 1011 Payment Related to Hospital Services Included in Exhibits B & B-1 (See Note 1)
2. Section 1011 Payment Related to Inpatient Hospital Services NOT Included in Exhibits B & B-1 (See Note 1)
3. Section 1011 Payment Related to Outpatient Hospital Services NOT Included in Exhibits B & B-1 (See Note 1)
4. **Total Section 1011 Payments Related to Hospital Services (See Note 1)**
5. Section 1011 Payment Related to Non-Hospital Services Included in Exhibits B & B-1 (See Note 1)
6. Section 1011 Payment Related to Non-Hospital Services NOT Included in Exhibits B & B-1 (See Note 1)
7. **Total Section 1011 Payments Related to Non-Hospital Services (See Note 1)**

8. Out-of-State DSH Payments (See Note 2)

9. Total Cash Basis Patient Payments from Uninsured (On Exhibit B)
10. Total Cash Basis Patient Payments from All Other Patients (On Exhibit B)
11. Total Cash Basis Patient Payments Reported on Exhibit B (Agrees to Column (N) on Exhibit B, less physician and non-hospital portion of payments)
12. Uninsured Cash Basis Patient Payments as a Percentage of Total Cash Basis Patient Payments:

\$-
\$-

Inpatient	Outpatient
\$ 30,670	\$ 291,432
\$ 414,329	\$ 3,853,736
\$444,999	\$4,145,168
6.89%	7.03%

Total  
\$322,102  
\$4,268,065  
\$4,590,167  
7.02%

13. Did your hospital receive any Medicaid managed care payments not paid at the claim level?

Should include all non-claim-specific payments such as lump sum payments for full Medicaid pricing, supplementals, quality payments, bonus payments, capitation payments received by the hospital (not by the MCO), or other incentive payments.

No

14. Total Medicaid managed care non-claims payments (see question 13 above) received applicable to hospital services
15. Total Medicaid managed care non-claims payments (see question 13 above) received applicable to non-hospital services
16. Total Medicaid managed care non-claims payments (see question 13 above) received

\$-

Note 1: Subtitle B - Miscellaneous Provision, Section 1011 of the Medicare Prescription Drug Improvement and Modernization Act of 2003 provides federal reimbursement for emergency health services furnished to undocumented aliens. If your hospital received these funds year covered by the survey, they must be reported here. If you can document that a portion of the payment received is related to non-hospital services (physician or ambulance services), report that amount in the section titled "Section 1011 Payments Related to Non-Hospital Services." Report 100 percent of the funds you received in the section related to hospital services.

Note 2: Report any DSH payments your hospital received from a state Medicaid program (other than your home state). In-state DSH payments will be reported directly from the Medicaid program and should not be included in this section of the survey.

**F. MIUR / LIUR Qualifying Data from the Cost Report (07/01/2016 - 06/30/2017)****F-1. Total Hospital Days Used in Medicaid Inpatient Utilization Ratio (MIUR)**

1. Total Hospital Days Per Cost Report Excluding Swing-Bed (C/R, W/S S-3, Pt. I, Col. 8, Sum of Lns. 14, 16, 17, 18.00-18.03, 30, 31 less lines 5 & 6)

35,305

(See Note in Section F-3, below)

**F-2. Cash Subsidies for Patient Services Received from State or Local Governments and Charity Care Charges (Used in Low-Income Utilization Ratio (LIUR) Calculation):**

2. Inpatient Hospital Subsidies  
3. Outpatient Hospital Subsidies  
4. Unspecified I/P and O/P Hospital Subsidies  
5. Non-Hospital Subsidies  
6. Total Hospital Subsidies  
  
7. Inpatient Hospital Charity Care Charges  
8. Outpatient Hospital Charity Care Charges  
9. Non-Hospital Charity Care Charges  
10. Total Charity Care Charges

\$	-
	660,076
	2,916,540
\$	3,576,616

**F-3. Calculation of Net Hospital Revenue from Patient Services (Used for LIUR) (W/S G-2 and G-3 of Cost Report)**

**NOTE: All data in this section must be verified by the hospital. If data is already present in this section, it was completed using CMS HCRIS cost report data. If the hospital has a more recent version of the cost report, the data should be updated to the hospital's version of the cost report. Formulas can be overwritten as needed with actual data.**

	Total Patient Revenues (Charges)			Contractual Adjustments (formulas below can be overwritten if amounts are known)		
	Inpatient Hospital	Outpatient Hospital	Non-Hospital	Inpatient Hospital	Outpatient Hospital	Non-Hospital
11. Hospital	\$24,650,886.00			\$ 15,788,097	\$ -	\$ -
12. Subprovider I (Psych or Rehab)	\$34,716,261.00			\$ 22,234,645	\$ -	\$ -
13. Subprovider II (Psych or Rehab)	\$0.00			\$ -	\$ -	\$ -
14. Swing Bed - SNF			\$0.00			\$ -
15. Swing Bed - NF			\$0.00			\$ -
16. Skilled Nursing Facility			\$0.00			\$ -
17. Nursing Facility			\$0.00			\$ -
18. Other Long-Term Care			\$0.00			\$ -
19. Ancillary Services	\$45,662,071.00	\$181,622,990.00		\$ 29,245,084	\$ 116,323,667	\$ -
20. Outpatient Services		\$41,938,102.00			\$ 26,860,002	\$ -
21. Home Health Agency			\$0.00			\$ -
22. Ambulance			\$ -			\$ -
23. Outpatient Rehab Providers			\$0.00	\$ -	\$ -	\$ -
24. ASC	\$0.00	\$0.00		\$ -	\$ -	\$ -
25. Hospice			\$0.00			\$ -
26. Other	\$0.00	\$0.00	\$0.00	\$ -	\$ -	\$ -
27. Total	\$ 105,029,218	\$ 223,561,092	\$ -	\$ 67,267,826	\$ 143,183,669	\$ -
28. Total Hospital and Non Hospital		Total from Above	\$ 328,590,310		Total from Above	\$ 210,451,495
29. Total Per Cost Report	Total Patient Revenues (G-3 Line 1)			Total Contractual Adj. (G-3 Line 2)		
30. Increase worksheet G-3, Line 2 for Bad Debts NOT INCLUDED on worksheet G-3, Line 2 (impact is a decrease in net patient revenue)	328,590,310			208,917,689		
31. Increase worksheet G-3, Line 2 for Charity Care Write-Offs NOT INCLUDED on worksheet G-3, Line 2 (impact is a decrease in net patient revenue)				+		
32. Increase worksheet G-3, Line 2 to reverse offset of Medicaid DSH Revenue INCLUDED on worksheet G-3, Line 2 (impact is a decrease in net patient revenue)				+		
33. Decrease worksheet G-3, Line 2 to remove Medicaid Provider Taxes INCLUDED on worksheet G-3, Line 2 (impact is an increase in net patient revenue)				+		
34. Blank Recon Line OR "Decrease worksheet G-3, Line 2 to remove Charity Care Charges related to insured patients INCLUDED on worksheet G-3, Line 2 (impact is an increase in net patient revenue)"				-		
35. Adjusted Contractual Adjustments				210,451,495		




5/3/18



; during any cost report  
al Services." Otherwise



Net Hospital Revenue

\$	8,862,789
\$	12,481,616
\$	-
	
\$	81,716,310
\$	15,078,100
	
\$	-
\$	-
	
\$	-
<hr/>	
\$	118,138,815
<hr/>	



**G. Cost Report - Cost / Days / Charges**

Cost Report Year (07/01/2016-06/30/2017) TANNER MEDICAL CENTER-VILLA RICA

Line #	Cost Center Description	Total Allowable Cost	Intern & Resident Costs Removed on Cost Report *	RCE and Therapy Add-Back (If Applicable)	Total Cost	I/P Days and I/P Ancillary Charges	I/P Routine Charges and O/P Ancillary Charges	Total Charges	Medicaid Per Diem / Cost or Other Ratios
		Cost Report Worksheet B, Part I, Col. 26	Cost Report Worksheet B, Part I, Col. 25 (Intern & Resident Offset ONLY)*	Cost Report Worksheet C, Part I, Col.2 and Col. 4	Swing-Bed Carve Out - Cost Report Worksheet D-1, Part I, Line 26	Calculated	Days - Cost Report W/S D-1, Pt. I, Line 2 for Adults & Peds; W/S D-1, Pt. 2, Lines 42-47 for others	Inpatient Routine Charges - Cost Report Worksheet C, Pt. I, Col. 6 (Informational only unless used in Section L charges allocation)	Calculated Per Diem

NOTE: All data in this section must be verified by the hospital. If data is already present in this section, it was completed using CMS HCRIS cost report data. If the hospital has a more recent version of the cost report, the data should be updated to the hospital's version of the cost report. Formulas can be overwritten as needed with actual data.

**Routine Cost Centers (list below):**

1	03000	ADULTS & PEDIATRICS	\$ 26,225,715	\$ -	\$ 32,326	\$ 0.00	\$ 26,258,041	35,047	\$45,542,488.00	\$ 749.22
2	03100	INTENSIVE CARE UNIT	\$ 3,715,752	\$ -	\$ 34,410		\$ 3,750,162	1,556	\$4,445,584.00	\$ 2,410.13
3	03200	CORONARY CARE UNIT	\$ -	\$ -	\$ -		\$ -	-	\$0.00	\$ -
4	03300	BURN INTENSIVE CARE UNIT	\$ -	\$ -	\$ -		\$ -	-	\$0.00	\$ -
5	03400	SURGICAL INTENSIVE CARE UNIT	\$ -	\$ -	\$ -		\$ -	-	\$0.00	\$ -
6	03500	OTHER SPECIAL CARE UNIT	\$ -	\$ -	\$ -		\$ -	-	\$0.00	\$ -
7	04000	SUBPROVIDER I	\$ -	\$ -	\$ -		\$ -	-	\$0.00	\$ -
8	04100	SUBPROVIDER II	\$ -	\$ -	\$ -		\$ -	-	\$0.00	\$ -
9	04200	OTHER SUBPROVIDER	\$ -	\$ -	\$ -		\$ -	-	\$0.00	\$ -
10	04300	NURSERY	\$ 1,638,585	\$ -	\$ -		\$ 1,638,585	843	\$679,687.00	\$ 1,943.75
11			\$ -	\$ -	\$ -		\$ -	-	\$0.00	\$ -
12			\$ -	\$ -	\$ -		\$ -	-	\$0.00	\$ -
13			\$ -	\$ -	\$ -		\$ -	-	\$0.00	\$ -
14			\$ -	\$ -	\$ -		\$ -	-	\$0.00	\$ -
15			\$ -	\$ -	\$ -		\$ -	-	\$0.00	\$ -
16			\$ -	\$ -	\$ -		\$ -	-	\$0.00	\$ -
17			\$ -	\$ -	\$ -		\$ -	-	\$0.00	\$ -
18		Total Routine	\$ 31,580,052	\$ -	\$ 66,736	\$ -	\$ 31,646,788	37,446	\$ 50,667,759	
19		Weighted Average								\$ 845.13

Hospital Observation Days - Cost Report W/S S-3, Pt. I, Line 28, Col. 8	Subprovider I Observation Days - Cost Report W/S S-3, Pt. I, Line 28.01, Col. 8	Subprovider II Observation Days - Cost Report W/S S-3, Pt. I, Line 28.02, Col. 8	Calculated (Per Diems Above Multiplied by Days)	Inpatient Charges - Cost Report Worksheet C, Pt. I, Col. 6	Outpatient Charges - Cost Report Worksheet C, Pt. I, Col. 7	Total Charges - Cost Report Worksheet C, Pt. I, Col. 8	Medicaid Calculated Cost-to-Charge Ratio
09200 Observation (Non-Distinct)	2,141	-	\$ 1,604,080	\$641,068.00	\$4,274,351.00	\$ 4,915,419	0.326336

Observation Data (Non-Distinct)

20	09200	Observation (Non-Distinct)
----	-------	----------------------------

Cost Report Worksheet B, Part I, Col. 26	Cost Report Worksheet B, Part I, Col. 25 (Intern & Resident Offset ONLY)*	Cost Report Worksheet C, Part I, Col.2 and Col. 4	Calculated	Inpatient Charges - Cost Report Worksheet C, Pt. I, Col. 6	Outpatient Charges - Cost Report Worksheet C, Pt. I, Col. 7	Total Charges - Cost Report Worksheet C, Pt. I, Col. 8	Medicaid Calculated Cost-to-Charge Ratio
--	---	---	------------	--	---	--	--

**Ancillary Cost Centers (from W/S C excluding Observation) (list below):**

21	5000	OPERATING ROOM	\$7,000,744.00	\$ -	\$0.00	\$ 7,000,744	\$3,956,426.00	\$24,604,283.00	\$ 28,560,709	0.245118
22	5200	DELIVERY ROOM & LABOR ROOM	\$2,913,031.00	\$ -	\$0.00	\$ 2,913,031	\$1,821,583.00	\$103,854.00	\$ 1,925,437	1.512919
23	5400	RADIOLOGY-DIAGNOSTIC	\$5,452,531.00	\$ -	\$0.00	\$ 5,452,531	\$1,568,865.00	\$12,218,123.00	\$ 13,786,988	0.395484
24	5500	RADIOLOGY-THERAPEUTIC	\$3,987,383.00	\$ -	\$33,690.00	\$ 4,021,073	\$3,621,456.00	\$33,612,655.00	\$ 37,234,111	0.107994
25	5600	RADIOISOTOPE	\$643,051.00	\$ -	\$0.00	\$ 643,051	\$407,978.00	\$3,957,380.00	\$ 4,365,358	0.147308
26	6000	LABORATORY	\$3,845,886.00	\$ -	\$1,415.00	\$ 3,847,301	\$10,472,266.00	\$16,544,859.00	\$ 27,017,125	0.142402
27	6500	RESPIRATORY THERAPY	\$2,120,236.00	\$ -	\$0.00	\$ 2,120,236	\$10,849,516.00	\$12,319,155.00	\$ 23,168,671	0.091513
28	6600	PHYSICAL THERAPY	\$288,176.00	\$ -	\$0.00	\$ 288,176	\$833,308.00	\$215,850.00	\$ 1,049,158	0.274674
29	7100	MEDICAL SUPPLIES CHARGED TO PATIENT	\$1,343,599.00	\$ -	\$0.00	\$ 1,343,599	\$3,150,020.00	\$2,052,125.00	\$ 5,202,145	0.258278
30	7200	IMPL. DEV. CHARGED TO PATIENTS	\$615,746.00	\$ -	\$0.00	\$ 615,746	\$1,324,240.00	\$3,229,251.00	\$ 4,553,491	0.135225
31	7300	DRUGS CHARGED TO PATIENTS	\$14,294,067.00	\$ -	\$0.00	\$ 14,294,067	\$9,908,999.00	\$68,531,374.00	\$ 78,440,373	0.182228
32	7600	PARTIAL HOSPITALIZATION PROGRAM	\$2,982,603.00	\$ -	\$0.00	\$ 2,982,603	\$105,256.00	\$7,590,825.00	\$ 7,696,081	0.387548
33	9100	EMERGENCY	\$7,557,493.00	\$ -	\$0.00	\$ 7,557,493	\$3,165,252.00	\$31,417,897.00	\$ 34,583,149	0.218531
34			\$0.00	\$ -	\$0.00	\$ -	\$0.00	\$0.00	\$ -	-
35			\$0.00	\$ -	\$0.00	\$ -	\$0.00	\$0.00	\$ -	-
36			\$0.00	\$ -	\$0.00	\$ -	\$0.00	\$0.00	\$ -	-
37			\$0.00	\$ -	\$0.00	\$ -	\$0.00	\$0.00	\$ -	-
38			\$0.00	\$ -	\$0.00	\$ -	\$0.00	\$0.00	\$ -	-

**G. Cost Report - Cost / Days / Charges**

Cost Report Year (07/01/2016-06/30/2017) TANNER MEDICAL CENTER-VILLA RICA

Line #	Cost Center Description	Total Allowable Cost	Intern & Resident Costs Removed on Cost Report *	RCE and Therapy Add- Back (If Applicable)	Total Cost	I/P Days and I/P Ancillary Charges	I/P Routine Charges and O/P Ancillary Charges	Total Charges	Medicaid Per Diem / Cost or Other Ratios
39		\$0.00	\$ -	\$0.00	\$ -	\$0.00	\$0.00	\$ -	-
40		\$0.00	\$ -	\$0.00	\$ -	\$0.00	\$0.00	\$ -	-
41		\$0.00	\$ -	\$0.00	\$ -	\$0.00	\$0.00	\$ -	-
42		\$0.00	\$ -	\$0.00	\$ -	\$0.00	\$0.00	\$ -	-
43		\$0.00	\$ -	\$0.00	\$ -	\$0.00	\$0.00	\$ -	-
44		\$0.00	\$ -	\$0.00	\$ -	\$0.00	\$0.00	\$ -	-
45		\$0.00	\$ -	\$0.00	\$ -	\$0.00	\$0.00	\$ -	-
46		\$0.00	\$ -	\$0.00	\$ -	\$0.00	\$0.00	\$ -	-
47		\$0.00	\$ -	\$0.00	\$ -	\$0.00	\$0.00	\$ -	-
48		\$0.00	\$ -	\$0.00	\$ -	\$0.00	\$0.00	\$ -	-
49		\$0.00	\$ -	\$0.00	\$ -	\$0.00	\$0.00	\$ -	-
50		\$0.00	\$ -	\$0.00	\$ -	\$0.00	\$0.00	\$ -	-
51		\$0.00	\$ -	\$0.00	\$ -	\$0.00	\$0.00	\$ -	-
52		\$0.00	\$ -	\$0.00	\$ -	\$0.00	\$0.00	\$ -	-
53		\$0.00	\$ -	\$0.00	\$ -	\$0.00	\$0.00	\$ -	-
54		\$0.00	\$ -	\$0.00	\$ -	\$0.00	\$0.00	\$ -	-
55		\$0.00	\$ -	\$0.00	\$ -	\$0.00	\$0.00	\$ -	-
56		\$0.00	\$ -	\$0.00	\$ -	\$0.00	\$0.00	\$ -	-
57		\$0.00	\$ -	\$0.00	\$ -	\$0.00	\$0.00	\$ -	-
58		\$0.00	\$ -	\$0.00	\$ -	\$0.00	\$0.00	\$ -	-
59		\$0.00	\$ -	\$0.00	\$ -	\$0.00	\$0.00	\$ -	-
60		\$0.00	\$ -	\$0.00	\$ -	\$0.00	\$0.00	\$ -	-
61		\$0.00	\$ -	\$0.00	\$ -	\$0.00	\$0.00	\$ -	-
62		\$0.00	\$ -	\$0.00	\$ -	\$0.00	\$0.00	\$ -	-
63		\$0.00	\$ -	\$0.00	\$ -	\$0.00	\$0.00	\$ -	-
64		\$0.00	\$ -	\$0.00	\$ -	\$0.00	\$0.00	\$ -	-
65		\$0.00	\$ -	\$0.00	\$ -	\$0.00	\$0.00	\$ -	-
66		\$0.00	\$ -	\$0.00	\$ -	\$0.00	\$0.00	\$ -	-
67		\$0.00	\$ -	\$0.00	\$ -	\$0.00	\$0.00	\$ -	-
68		\$0.00	\$ -	\$0.00	\$ -	\$0.00	\$0.00	\$ -	-
69		\$0.00	\$ -	\$0.00	\$ -	\$0.00	\$0.00	\$ -	-
70		\$0.00	\$ -	\$0.00	\$ -	\$0.00	\$0.00	\$ -	-
71		\$0.00	\$ -	\$0.00	\$ -	\$0.00	\$0.00	\$ -	-
72		\$0.00	\$ -	\$0.00	\$ -	\$0.00	\$0.00	\$ -	-
73		\$0.00	\$ -	\$0.00	\$ -	\$0.00	\$0.00	\$ -	-
74		\$0.00	\$ -	\$0.00	\$ -	\$0.00	\$0.00	\$ -	-
75		\$0.00	\$ -	\$0.00	\$ -	\$0.00	\$0.00	\$ -	-
76		\$0.00	\$ -	\$0.00	\$ -	\$0.00	\$0.00	\$ -	-
77		\$0.00	\$ -	\$0.00	\$ -	\$0.00	\$0.00	\$ -	-
78		\$0.00	\$ -	\$0.00	\$ -	\$0.00	\$0.00	\$ -	-
79		\$0.00	\$ -	\$0.00	\$ -	\$0.00	\$0.00	\$ -	-
80		\$0.00	\$ -	\$0.00	\$ -	\$0.00	\$0.00	\$ -	-
81		\$0.00	\$ -	\$0.00	\$ -	\$0.00	\$0.00	\$ -	-
82		\$0.00	\$ -	\$0.00	\$ -	\$0.00	\$0.00	\$ -	-
83		\$0.00	\$ -	\$0.00	\$ -	\$0.00	\$0.00	\$ -	-
84		\$0.00	\$ -	\$0.00	\$ -	\$0.00	\$0.00	\$ -	-
85		\$0.00	\$ -	\$0.00	\$ -	\$0.00	\$0.00	\$ -	-
86		\$0.00	\$ -	\$0.00	\$ -	\$0.00	\$0.00	\$ -	-
87		\$0.00	\$ -	\$0.00	\$ -	\$0.00	\$0.00	\$ -	-
88		\$0.00	\$ -	\$0.00	\$ -	\$0.00	\$0.00	\$ -	-
89		\$0.00	\$ -	\$0.00	\$ -	\$0.00	\$0.00	\$ -	-
90		\$0.00	\$ -	\$0.00	\$ -	\$0.00	\$0.00	\$ -	-
91		\$0.00	\$ -	\$0.00	\$ -	\$0.00	\$0.00	\$ -	-
92		\$0.00	\$ -	\$0.00	\$ -	\$0.00	\$0.00	\$ -	-
93		\$0.00	\$ -	\$0.00	\$ -	\$0.00	\$0.00	\$ -	-
94		\$0.00	\$ -	\$0.00	\$ -	\$0.00	\$0.00	\$ -	-
95		\$0.00	\$ -	\$0.00	\$ -	\$0.00	\$0.00	\$ -	-
96		\$0.00	\$ -	\$0.00	\$ -	\$0.00	\$0.00	\$ -	-
97		\$0.00	\$ -	\$0.00	\$ -	\$0.00	\$0.00	\$ -	-
98		\$0.00	\$ -	\$0.00	\$ -	\$0.00	\$0.00	\$ -	-
99		\$0.00	\$ -	\$0.00	\$ -	\$0.00	\$0.00	\$ -	-
100		\$0.00	\$ -	\$0.00	\$ -	\$0.00	\$0.00	\$ -	-
101		\$0.00	\$ -	\$0.00	\$ -	\$0.00	\$0.00	\$ -	-
102		\$0.00	\$ -	\$0.00	\$ -	\$0.00	\$0.00	\$ -	-
103		\$0.00	\$ -	\$0.00	\$ -	\$0.00	\$0.00	\$ -	-
104		\$0.00	\$ -	\$0.00	\$ -	\$0.00	\$0.00	\$ -	-
105		\$0.00	\$ -	\$0.00	\$ -	\$0.00	\$0.00	\$ -	-

**G. Cost Report - Cost / Days / Charges**

Cost Report Year (07/01/2016-06/30/2017) TANNER MEDICAL CENTER-VILLA RICA

Line #	Cost Center Description	Total Allowable Cost	Intern & Resident Costs Removed on Cost Report *	RCE and Therapy Add- Back (If Applicable)	Total Cost	I/P Days and I/P Ancillary Charges	I/P Routine Charges and O/P Ancillary Charges	Total Charges	Medicaid Per Diem / Cost or Other Ratios
106		\$0.00	\$ -	\$0.00	\$ -	\$0.00	\$0.00	\$ -	-
107		\$0.00	\$ -	\$0.00	\$ -	\$0.00	\$0.00	\$ -	-
108		\$0.00	\$ -	\$0.00	\$ -	\$0.00	\$0.00	\$ -	-
109		\$0.00	\$ -	\$0.00	\$ -	\$0.00	\$0.00	\$ -	-
110		\$0.00	\$ -	\$0.00	\$ -	\$0.00	\$0.00	\$ -	-
111		\$0.00	\$ -	\$0.00	\$ -	\$0.00	\$0.00	\$ -	-
112		\$0.00	\$ -	\$0.00	\$ -	\$0.00	\$0.00	\$ -	-
113		\$0.00	\$ -	\$0.00	\$ -	\$0.00	\$0.00	\$ -	-
114		\$0.00	\$ -	\$0.00	\$ -	\$0.00	\$0.00	\$ -	-
115		\$0.00	\$ -	\$0.00	\$ -	\$0.00	\$0.00	\$ -	-
116		\$0.00	\$ -	\$0.00	\$ -	\$0.00	\$0.00	\$ -	-
117		\$0.00	\$ -	\$0.00	\$ -	\$0.00	\$0.00	\$ -	-
118		\$0.00	\$ -	\$0.00	\$ -	\$0.00	\$0.00	\$ -	-
119		\$0.00	\$ -	\$0.00	\$ -	\$0.00	\$0.00	\$ -	-
120		\$0.00	\$ -	\$0.00	\$ -	\$0.00	\$0.00	\$ -	-
121		\$0.00	\$ -	\$0.00	\$ -	\$0.00	\$0.00	\$ -	-
122		\$0.00	\$ -	\$0.00	\$ -	\$0.00	\$0.00	\$ -	-
123		\$0.00	\$ -	\$0.00	\$ -	\$0.00	\$0.00	\$ -	-
124		\$0.00	\$ -	\$0.00	\$ -	\$0.00	\$0.00	\$ -	-
125		\$0.00	\$ -	\$0.00	\$ -	\$0.00	\$0.00	\$ -	-
126	<b>Total Ancillary</b>	\$ 53,044,546	\$ -	\$ 35,105	\$ 53,079,651	\$ 51,826,233	\$ 220,671,982	\$ 272,498,215	
127	<b>Weighted Average</b>								0.200675
128	<b>Sub Totals</b>	\$ 84,624,598	\$ -	\$ 101,841	\$ 84,726,439	\$ 102,493,992	\$ 220,671,982	\$ 323,165,974	
129	NF, SNF, and Swing Bed Cost for Medicaid (Sum of applicable Cost Report Worksheet D-3, Title 19, Column 3, Line 200 and Worksheet D, Part V, Title 19, Column 5-7, Line 200)				\$0.00				
130	NF, SNF, and Swing Bed Cost for Medicare (Sum of applicable Cost Report Worksheet D-3, Title 18, Column 3, Line 200 and Worksheet D, Part V, Title 18, Column 5-7, Line 200)				\$0.00				
131	NF, SNF, and Swing Bed Cost for Other Payors (Hospital must calculate. Submit support for calculation of cost.)								
131.01	Other Cost Adjustments (support must be submitted)								
132	<b>Grand Total</b>				\$ 84,726,439				
133	Total Intern/Resident Cost as a Percent of Other Allowable Cost				0.00%				

\* Note A - Final cost-to-charge ratios should include teaching cost. Only enter Intern & Resident costs if it was removed in Column 25 of Worksheet B, Pt. I of the cost report you are using.

Cost Report Year (07/01/2016-06/30/2017)	TANNER MEDICAL CENTER-VILLA RICA
--	----------------------------------

[illegible]

Printed 10/1/19 Property of Myers and Stauffer LC Page 36

## Cost Report Year (07/01/2016-06/30/2017)

TANNER MEDICAL CENTER-VILLA RICA

Note A - These amounts must agree to your inpatient and outpatient Medicaid paid claims summary. For Managed Care, Cross-over data, and other eligibles, use the hospital's logs if PSAR summaries are not available (submit logs with survey).  
 Note B - Medicaid cost settlement payments refer to payments made by Medicaid during a cost report settlement that are not reflected on the claims paid summary (RA summary or PSAR).  
 Note C - Other Medicaid Payments such as Outliers and Non-Claim Specific payments. DSH payments should NOT be included. UPL payments made on a state fiscal year basis should be reported in Section C of the survey.  
 Note D - Medicare payments include the Medicare portion of the net charges for services rendered to Medicare beneficiaries (e.g., Medicare Graduate Medical Education payments).  
 Note E - Medicaid Managed Care payments should include all Medicaid Managed Care payments related to the services provided, including, but not limited to, incentive payments, bonus payments, capitation and sub-capitation payments.

**NOTE: Inpatient uninsured payment rate is outside normal ranges, please verify this is correct**

**I. Out-of-State Medicaid Data:**

Cost Report Year (07/01/2016-06/30/2017) TANNER MEDICAL CENTER-VILLA RICA

Line #		Cost Center Description	Medicaid Per Diem Cost for Routine Cost Centers	Medicaid Cost to Charge Ratio for Ancillary Cost Centers	Out-of-State Medicaid FFS Primary		Out-of-State Medicaid Managed Care Primary		Out-of-State Medicare FFS Cross-Overs (with Medicaid Secondary)		Out-of-State Other Medicaid Eligibles (Not Included Elsewhere)		Total Out-Of-State Medicaid	
					Inpatient	Outpatient	Inpatient	Outpatient	Inpatient	Outpatient	Inpatient	Outpatient	Inpatient	Outpatient
					From PS&R Summary (Note A)	From PS&R Summary (Note A)	From PS&R Summary (Note A)	From PS&R Summary (Note A)	From PS&R Summary (Note A)	From PS&R Summary (Note A)	From PS&R Summary (Note A)	From PS&R Summary (Note A)		
		From Section G		From Section G										
					Days		Days		Days		Days		Days	
		<b>Routine Cost Centers (list below):</b>												
1	03000	ADULTS & PEDIATRICS	\$ 749.22		45						32		77	
2	03100	INTENSIVE CARE UNIT	\$ 2,410.13		71						10		81	
3	03200	CORONARY CARE UNIT	\$ -										-	
4	03300	BURN INTENSIVE CARE UNIT	\$ -										-	
5	03400	SURGICAL INTENSIVE CARE UNIT	\$ -										-	
6	03500	OTHER SPECIAL CARE UNIT	\$ -										-	
7	04000	SUBPROVIDER I	\$ -										-	
8	04100	SUBPROVIDER II	\$ -										-	
9	04200	OTHER SUBPROVIDER	\$ -										-	
10	04300	NURSERY	\$ 1,943.75		2								2	
11			\$ -										-	
12			\$ -										-	
13			\$ -										-	
14			\$ -										-	
15			\$ -										-	
16			\$ -										-	
17			\$ -										-	
18			\$ -										-	
		Total Days			118						42		160	
19	Total Days per PS&R or Exhibit Detail				118						42			
20	Unreconciled Days (Explain Variance)													
					Routine Charges		Routine Charges		Routine Charges		Routine Charges		Routine Charges	
21	Routine Charges				\$ 266,563		\$ -		\$ -		\$ 76,875		\$ 343,438	
21.01	Calculated Routine Charge Per Diem				2,259.01				1,830.36				2,146.49	
		<b>Ancillary Cost Centers (from W/S C) (list below):</b>			Ancillary Charges		Ancillary Charges		Ancillary Charges		Ancillary Charges		Ancillary Charges	
22	09200	Observation (Non-Distinct)	0.326336		6,999	2,456					5,215	6,999		7,671
23	5000	OPERATING ROOM	0.245118		36,898	3,764					440	37,338		9,254
24	5200	DELIVERY ROOM & LABOR ROOM	1.512919		15,615	-						15,615		-
25	5400	RADIOLOGY-DIAGNOSTIC	0.395484		12,824	23,029					3,889	16,713		30,169
26	5500	RADIOLOGY-THERAPEUTIC	0.107994		95,884						3,646	32,753		120,652
27	5600	RADIOISOTOPE	0.147308		5,435							5,435		10,870
28	6000	LABORATORY	0.142402		59,860						46,527	141,538		75,908
29	6500	RESPIRATORY THERAPY	0.091513		212,557	27,345					25,029	237,586		31,972
30	6600	PHYSICAL THERAPY	0.274674		6,712	-					3,722	10,434		-
31	7100	MEDICAL SUPPLIES CHARGED TO PATIENT	0.258278		23,584	1,910					5,120	28,704		2,553
32	7200	IMPL. DEV. CHARGED TO PATIENTS	0.135225		11,973							11,973		481
33	7300	DRUGS CHARGED TO PATIENTS	0.185228		170,885	53,976					36,128	206,813		78,681
34	7600	PARTIAL HOSPITALIZATION PROGRAM	0.387548		220	90						485		135
35	9100	EMERGENCY	0.218531		13,326	151,460					12,924	26,250		180,252
36			-											-
37			-											-
38			-											-
39			-											-
40			-											-
41			-											-
42			-											-
43			-											-
44			-											-
45			-											-
46			-											-
47			-											-
48			-											-
49			-											-
50			-											-
51			-											-
52			-											-
53			-											-
54			-											-
55			-											-
56			-											-
57			-											-
58			-											-
59			-											-
60			-											-
61			-											-
62			-											-
63			-											-
64			-											-
65			-											-
66			-											-
67			-											-
68			-											-
69			-											-
70			-											-
71			-											-
72			-											-
73			-											-
74			-											-
75			-											-
76			-											-
77			-											-
78			-											-
79			-											-
80			-											-
81			-											-
82			-											-

**I. Out-of-State Medicaid Data:**

Cost Report Year (07/01/2016-06/30/2017)

TANNER MEDICAL CENTER-VILLA RICA

				Out-of-State Medicaid FFS Primary	Out-of-State Medicaid Managed Care Primary	Out-of-State Medicare FFS Cross-Overs (with Medicaid Secondary)	Out-of-State Other Medicaid Eligibles (Not Included Elsewhere)	Total Out-Of-State Medicaid		
83									\$ -	\$ -
84									\$ -	\$ -
85									\$ -	\$ -
86									\$ -	\$ -
87									\$ -	\$ -
88									\$ -	\$ -
89									\$ -	\$ -
90									\$ -	\$ -
91									\$ -	\$ -
92									\$ -	\$ -
93									\$ -	\$ -
94									\$ -	\$ -
95									\$ -	\$ -
96									\$ -	\$ -
97									\$ -	\$ -
98									\$ -	\$ -
99									\$ -	\$ -
100									\$ -	\$ -
101									\$ -	\$ -
102									\$ -	\$ -
103									\$ -	\$ -
104									\$ -	\$ -
105									\$ -	\$ -
106									\$ -	\$ -
107									\$ -	\$ -
108									\$ -	\$ -
109									\$ -	\$ -
110									\$ -	\$ -
111									\$ -	\$ -
112									\$ -	\$ -
113									\$ -	\$ -
114									\$ -	\$ -
115									\$ -	\$ -
116									\$ -	\$ -
117									\$ -	\$ -
118									\$ -	\$ -
119									\$ -	\$ -
120									\$ -	\$ -
121									\$ -	\$ -
122									\$ -	\$ -
123									\$ -	\$ -
124									\$ -	\$ -
125									\$ -	\$ -
126									\$ -	\$ -
127									\$ -	\$ -
<b>Totals / Payments</b>				\$ 635,511	\$ 425,209	\$ -	\$ -	\$ 137,690	\$ 123,389	
128	<b>Total Charges (includes organ acquisition from Section K)</b>			\$ 902,074	\$ 425,209	\$ -	\$ -	\$ 214,565	\$ 123,389	\$ 1,116,639
129	Total Charges per PS&R or Exhibit Detail			\$ 902,074	\$ 425,209	\$ -	\$ -	\$ 214,565	\$ 123,389	\$ 548,598
130	Unreconciled Charges (Explain Variance)									
131	<b>Total Calculated Cost (includes organ acquisition from Section K)</b>			\$ 328,526	\$ 76,477	\$ -	\$ -	\$ 70,887	\$ 23,098	\$ 399,413
132	Total Medicaid Paid Amount (excludes TPL, Co-Pay and Spend-Down)			\$ 248,979	\$ 19,744			\$ 2,504	\$ 192	\$ 251,483
133	Total Medicaid Managed Care Paid Amount (excludes TPL, Co-Pay and Spend-Down) (See Note E)									\$ 19,936
134	Private Insurance (including primary and third party liability)							\$ 11,443	\$ 5,602	\$ 11,443
135	Self-Pay (including Co-Pay and Spend-Down)				\$ 10			\$ 50		\$ 50
136	Total Allowed Amount from Medicaid PS&R or RA Detail (All Payments)			\$ 248,979	\$ 19,754	\$ -	\$ -			\$ -
137	Medicaid Cost Settlement Payments (See Note B)									\$ -
138	Other Medicaid Payments Reported on Cost Report Year (See Note C)									\$ -
139	Medicare Traditional (non-HMO) Paid Amount (excludes coinsurance/deductibles)							\$ 51,610	\$ 10,029	\$ 51,610
140	Medicare Managed Care (HMO) Paid Amount (excludes coinsurance/deductibles)							\$ 1,727		\$ 1,727
141	Medicare Cross-Over Bad Debt Payments									\$ -
142	Other Medicare Cross-Over Payments (See Note D)							\$ (680)	\$ 12	\$ (680)
143	<b>Calculated Payment Shortfall / (Longfall)</b>			\$ 79,547	\$ 56,723	\$ -	\$ -	\$ 5,960	\$ 5,536	\$ 85,507
144	<b>Calculated Payments as a Percentage of Cost</b>			76%	26%	0%	0%	92%	76%	79%

Note A - These amounts must agree to your inpatient and outpatient Medicaid paid claims summary. For Managed Care, Cross-Over data, and other eligibles, use the hospital's logs if PS&R summaries are not available (submit logs with survey).  
 Note B - Medicaid cost settlement payments refer to payments made by Medicaid during a cost report settlement that are not reflected on the claims paid summary (RA summary or PS&R).  
 Note C - Other Medicaid Payments such as Outliers and Non-Claim Specific payments. DSH payments should NOT be included. UPL payments made on a state fiscal year basis should be reported in Section C of the survey.  
 Note D - Should include other Medicare cross-over payments not included in the paid claims data reported above. This includes payments paid based on the Medicare cost report settlement (e.g., Medicare Graduate Medical Education payments).  
 Note E - Medicaid Managed Care payments should include all Medicaid Managed Care payments related to the services provided, including, but not limited to, incentive payments, bonus payments, capitation and sub-capitation payments.

**J. Transplant Facilities Only: Organ Acquisition Cost In-State Medicaid and Uninsured**

Cost Report Year (07/01/2016-06/30/2017)

TANNER MEDICAL CENTER-VILLA RICA

	Total Organ Acquisition Cost			Revenue for Medicaid/ Cross-Over / Uninsured Organs Sold	Total Useable Organs (Count)	In-State Medicaid FFS Primary		In-State Medicaid Managed Care Primary		In-State Medicare FFS Cross-Over (with Medicaid Secondary)		In-State Other Medicaid Eligibles (Not Included Elsewhere)		Uninsured	
	Cost Report Worksheet D-4, Pt. III, Col. 1, Ln 61	Add-On Cost Factor on Section G, Line 133 x Total Cost Report Organ Acquisition Cost	Sum of Cost Report Organ Acquisition Cost and the Add-On Cost			Charges	Useable Organs (Count)	Charges	Useable Organs (Count)	Charges	Useable Organs (Count)	Charges	Useable Organs (Count)	Charges	Useable Organs (Count)
	Cost Report Worksheet D-4, Pt. III, Col. 1, Ln 61	Add-On Cost Factor on Section G, Line 133 x Total Cost Report Organ Acquisition Cost	Sum of Cost Report Organ Acquisition Cost and the Add-On Cost	Similar to Instructions from Cost Report W/S D-4 Pt. III, Col. 1, Ln 66 (substitute Medicare with Medicaid/ Cross-Over & uninsured). See Note C below.	Cost Report Worksheet D-4, Pt. III, Line 62	From Paid Claims Data or Provider Logs (Note A)	From Paid Claims Data or Provider Logs (Note A)	From Paid Claims Data or Provider Logs (Note A)	From Paid Claims Data or Provider Logs (Note A)	From Paid Claims Data or Provider Logs (Note A)	From Paid Claims Data or Provider Logs (Note A)	From Paid Claims Data or Provider Logs (Note A)	From Paid Claims Data or Provider Logs (Note A)	From Hospital's Own Internal Analysis	From Hospital's Own Internal Analysis
<b>Organ Acquisition Cost Centers (list below):</b>															
1	Lung Acquisition	\$0.00	\$ -	\$ -	0										
2	Kidney Acquisition	\$0.00	\$ -	\$ -	0										
3	Liver Acquisition	\$0.00	\$ -	\$ -	0										
4	Heart Acquisition	\$0.00	\$ -	\$ -	0										
5	Pancreas Acquisition	\$0.00	\$ -	\$ -	0										
6	Intestinal Acquisition	\$0.00	\$ -	\$ -	0										
7	Islet Acquisition	\$0.00	\$ -	\$ -	0										
8		\$0.00	\$ -	\$ -	0										
9	<b>Totals</b>	\$ -	\$ -	\$ -	-	\$ -	-	\$ -	-	\$ -	-	\$ -	-	\$ -	-
10	<b>Total Cost</b>														

Note A - These amounts must agree to your inpatient and outpatient Medicaid paid claims summary, if available (if not, use hospital's logs and submit with survey).

Note B: Enter Organ Acquisition Payments in Section H as part of your In-State Medicaid total payments.

Note C: Enter the total revenue applicable to organs furnished to other providers, to organ procurement organizations and others, and for organs transplanted into non-Medicaid / non-Uninsured patients (but where organs were included in the Medicaid and Uninsured organ counts above). Such revenues must be determined under the accrual method of accounting. If organs are transplanted into non-Medicaid/non-Uninsured patients who are not liable for payment on a charge basis, and as such there is no revenue applicable to the related organ acquisitions, the amount entered must also include an amount representing the acquisition cost of the organs transplanted into such patients.

**K. Transplant Facilities Only: Organ Acquisition Cost Out-of-State Medicaid**

Cost Report Year (07/01/2016-06/30/2017)

TANNER MEDICAL CENTER-VILLA RICA

	Total Organ Acquisition Cost			Revenue for Medicaid/ Cross-Over / Uninsured Organs Sold	Total Useable Organs (Count)	Out-of-State Medicaid FFS Primary		Out-of-State Medicaid Managed Care Primary		Out-of-State Medicare FFS Cross-Over (with Medicaid Secondary)		Out-of-State Other Medicaid Eligibles (Not Included Elsewhere)	
	Cost Report Worksheet D-4, Pt. III, Col. 1, Ln 61	Add-On Cost Factor on Section G, Line 133 x Total Cost Report Organ Acquisition Cost	Sum of Cost Report Organ Acquisition Cost and the Add-On Cost			Charges	Useable Organs (Count)	Charges	Useable Organs (Count)	Charges	Useable Organs (Count)	Charges	Useable Organs (Count)
	Cost Report Worksheet D-4, Pt. III, Col. 1, Ln 61	Add-On Cost Factor on Section G, Line 133 x Total Cost Report Organ Acquisition Cost	Sum of Cost Report Organ Acquisition Cost and the Add-On Cost	Similar to Instructions from Cost Report W/S D-4 Pt. III, Col. 1, Ln 66 (substitute Medicare with Medicaid/ Cross-Over & uninsured). See Note C below.	Cost Report Worksheet D-4, Pt. III, Line 62	From Paid Claims Data or Provider Logs (Note A)	From Paid Claims Data or Provider Logs (Note A)	From Paid Claims Data or Provider Logs (Note A)	From Paid Claims Data or Provider Logs (Note A)	From Paid Claims Data or Provider Logs (Note A)	From Paid Claims Data or Provider Logs (Note A)	From Paid Claims Data or Provider Logs (Note A)	From Paid Claims Data or Provider Logs (Note A)
<b>Organ Acquisition Cost Centers (list below):</b>													
11	Lung Acquisition	\$ -	\$ -	\$ -	0								
12	Kidney Acquisition	\$ -	\$ -	\$ -	0								
13	Liver Acquisition	\$ -	\$ -	\$ -	0								
14	Heart Acquisition	\$ -	\$ -	\$ -	0								
15	Pancreas Acquisition	\$ -	\$ -	\$ -	0								
16	Intestinal Acquisition	\$ -	\$ -	\$ -	0								
17	Islet Acquisition	\$ -	\$ -	\$ -	0								
18		\$ -	\$ -	\$ -	0								
19	<b>Totals</b>	\$ -	\$ -	\$ -	-	\$ -	-	\$ -	-	\$ -	-	\$ -	-
20	<b>Total Cost</b>												

Note A - These amounts must agree to your inpatient and outpatient Medicaid paid claims summary, if available (if not, use hospital's logs and submit with survey).

Note B: Enter Organ Acquisition Payments in Section I as part of your Out-of-State Medicaid total payments.



## L. Provider Tax Assessment Reconciliation / Adjustment

An adjustment is necessary to properly reflect the Medicaid and uninsured share of the provider tax assessment for some hospitals. The Medicaid and uninsured share of the provider tax assessment collected is an allowable cost in determining hospital-specific DSH limits and, therefore, can be included in the DSH examination survey. However, depending on how your hospital reports it on the Medicare cost report, an adjustment may be necessary to ensure the cost is properly reflected in determining your hospital-specific DSH limit. For instance, if your hospital removed part or all of the provider tax assessment on the Medicare cost report, the full amount of the provider tax assessment would not have been apportioned to the various payers through the step down allocation process, resulting in the Medicaid and uninsured share being understated in determining the hospital-specific DSH limit. If your hospital needs to make an adjustment for the Medicaid and uninsured share of the provider tax assessment, please fill out the reconciliation below, and submit the supporting general ledger entries and other supporting documentation to Myers and Stauffer, LC along with your hospital's DSH examination surveys.

Cost Report Year (07/01/2016-06/30/2017) TANNER MEDICAL CENTER-VILLA RICA

### Worksheet A Provider Tax Assessment Reconciliation:

	Dollar Amount	W/S A Cost Center Line
1 Hospital Gross Provider Tax Assessment (from general ledger)*	\$ 1,287,672	
1a Working Trial Balance Account Type and Account # that includes Gross Provider Tax Assessment	Expense	02.9900.8510 (WTB Account #)
2 Hospital Gross Provider Tax Assessment Included in Expense on the Cost Report (W/S A, Col. 2)		5.00 (Where is the cost included on w/s A?)
3 Difference (Explain Here ----->)	\$ 1,287,672	
<b>Provider Tax Assessment Reclassifications (from w/s A-6 of the Medicare cost report)</b>		
4 Reclassification Code		(Reclassified to / (from))
5 Reclassification Code		(Reclassified to / (from))
6 Reclassification Code		(Reclassified to / (from))
7 Reclassification Code		(Reclassified to / (from))
<b>DSH UCC ALLOWABLE - Provider Tax Assessment Adjustments (from w/s A-8 of the Medicare cost report)</b>		
8 Reason for adjustment		(Adjusted to / (from))
9 Reason for adjustment		(Adjusted to / (from))
10 Reason for adjustment		(Adjusted to / (from))
11 Reason for adjustment		(Adjusted to / (from))
<b>DSH UCC NON-ALLOWABLE Provider Tax Assessment Adjustments (from w/s A-8 of the Medicare cost report)</b>		
12 Reason for adjustment		
13 Reason for adjustment		
14 Reason for adjustment		
15 Reason for adjustment		
16 Total Net Provider Tax Assessment Expense Included in the Cost Report	\$ -	

### DSH UCC Provider Tax Assessment Adjustment:

17 Gross Allowable Assessment Not Included in the Cost Report	\$ 1,287,672
---	--------------

\* Assessment must exclude any non-hospital assessment such as Nursing Facility.